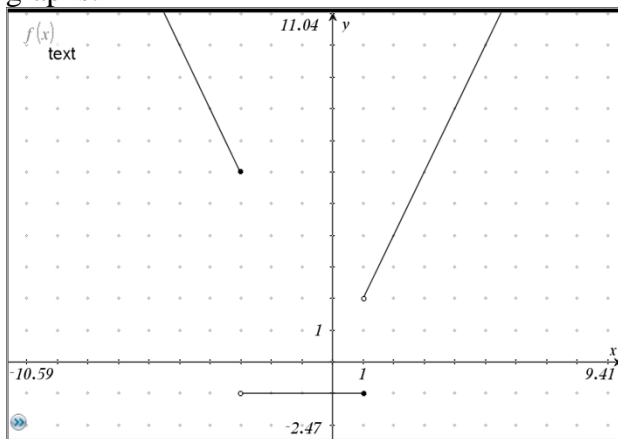
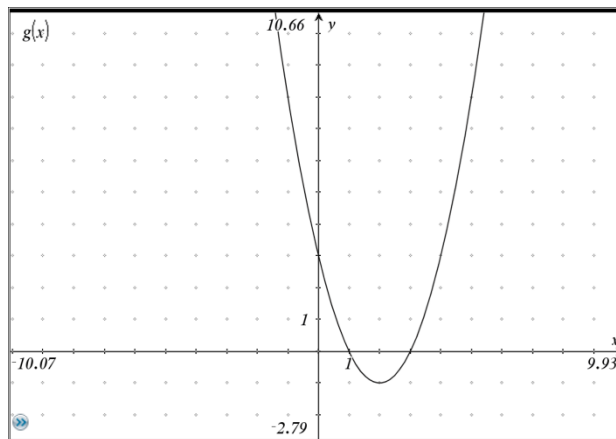


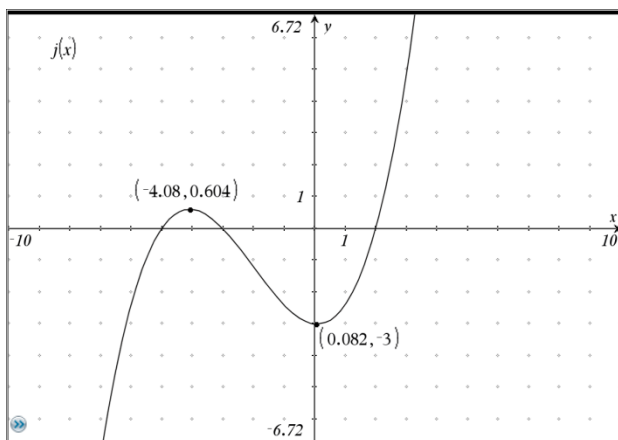
Take a look at the following graphs and determine the intervals where the graph is a) increasing, b) decreasing, c) constant. Then state any maximums or minimums for the graphs. Finally give the domain and range for the graphs.



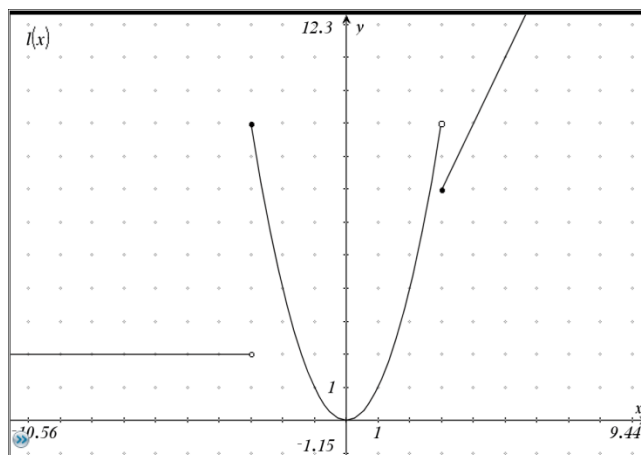
1. a) Max  
b) Min  
c) Domain  
Range



2. a) Max  
b) Min  
c) Domain  
Range

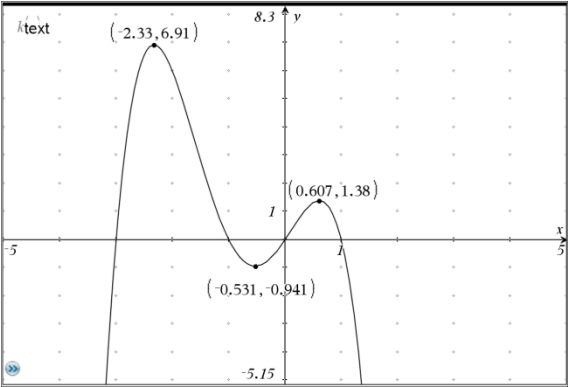
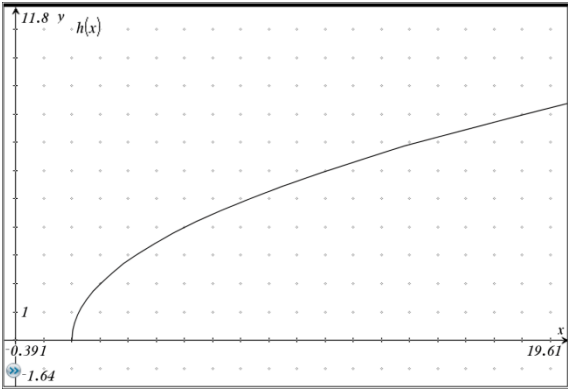
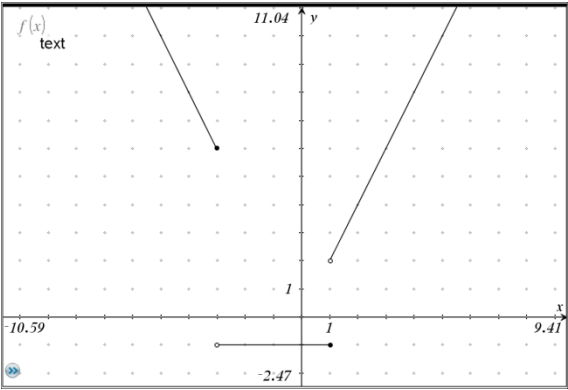


3. a) Max  
b) Min  
c) Domain  
Range



4. a) Max  
b) Min  
c) Domain  
Range

Answer the following questions using the given graphs.



x	-5	-4	-2	-1	3
l(x)	2	2	4	1	7

5.  $(f + l)(-1)$
6.  $(h/l)(3)$
7.  $(f - k)(-2)$
8.  $(fl)(-5)$
9.  $f(h(6))$
10.  $f(k(0))$
11.  $f(h(3))$
12.  $h(3)+l(3)$
13.  $k(-2) - l(-2)$
14.  $f(-5)l(-5)$
15.  $f(f(2))$
16.  $l(l(-4))$